

INFO216: Knowledge Graphs

Andreas L. Opdahl
<Andreas.Opdahl@uib.no>



Session 4: Application architecture

- Themes:
 - application architecture for the web of data
 - components of web-of-data applications
 - triple stores & Blazegraph
 - *programming against RDFLib in Python*
 - *examples at wiki.uib.no/info216*
 - visualization:
 - front-ends: Google Charts / SGvizler
 - ontologies: VOWL / WebVOWL



Readings

- Sources:
 - Allemang & Hendler (2011):
Semantic Web for the Working Ontologist,
 - chapter 4 on application architecture
 - materials at wiki.uib.no/info216



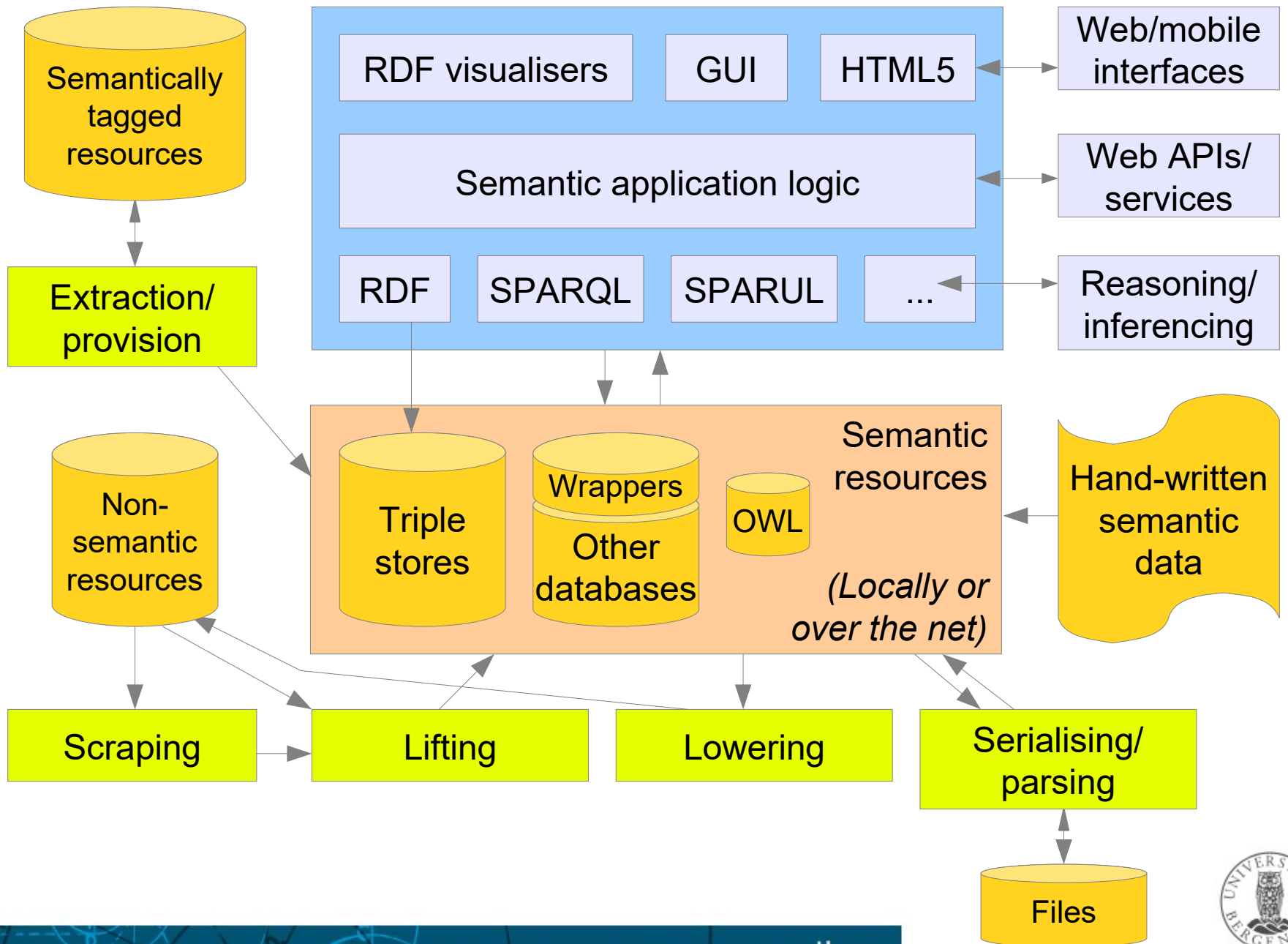
Expectations to the lab presentations

- **Prepare slides! Bring your own computer!**
- Which data sets you plan to use?
 - do you need to lift them?
 - if so, how?
- Which vocabularies you plan to use?
- What will you use them for?
 - queries (and updates?) you plan to support
 - possible use cases / scenarios
 - possible apps or web pages
- *Friday 14th and Wednesday 19th*



Application architecture for the Web of Data





Parsing/serialising

- Reading from (“parsing”) and writing to (“serialising”) standard RDF formats
- Why different formats?
 - compactness, XML-dependency
 - can the same data set be stored in many ways?
 - machine versus human readability, abbreviations
 - CURIEs (“Compact URIs”) with qname/prefix
 - nested resources
 - scope: only basic RDF or also, e.g., quads, rules , OWL...
- Built into all RDF- (and OWL-) programming frameworks
 - e.g. RDFLib, Jena



Example: TURTLE

- *“Terse RDF Triple Language”*
 - extends the N-Triple format
 - restricts the Notation 3 (N3) -format
 - not XML-based (like RDF/XML), but simpler to read
 - *supports prefixes* (and bases)
 - *writing multiple predicates-objects for the same subject*
 - *writing multiple objects for the same subject-predicate*
 - flexible notations for blank/anonymous nodes: `[]`, `[...]`
 - SPARQL uses TURTLE-like syntax
 - OWL is sometimes written in TURTLE
 - *but OWL also has its own notations!*
 - TriG extends TURTLE to support named graphs/quads



Example: TURTLE

N-TRIPLE:

```
<http://r.e.x/Harald> <http://r.e.x/ektefelle> <http://r.e.x/Sonja> .  
<http://r.e.x/Harald> <http://r.e.x/barn> <http://r.e.x/Haakon_Magnus> .  
<http://r.e.x/Harald> <http://r.e.x/barn> <http://r.e.x/Martha_Louise> .
```

TURTLE:

```
<http://r.e.x/Harald> <http://r.e.x/ektefelle> <http://r.e.x/Sonja> ;  
    <http://r.e.x/barn> <http://r.e.x/Haakon_Magnus> ,  
    <http://r.e.x/Martha_Louise> .
```

- *semicolon (;) means “new predicate, same subject”*
- *comma (,) means “new object, same subject, predicate”*
- *period (.) means “new subject”*



Example: TURTLE

TURTLE:

@prefix rex: <http://r.e.x/> .

rex:Harald rex:spouse rex:Sonja ;
 rex:chld rex:Haakon_Magnus ,
 rex:Martha_Louise .

- *@prefix allows use of Compact URIs (“Curies”)*
- *@base allows use of IRI-fragments*
- *we have looked at blank/anonymous nodes already...*



Example: TriG

TriG:

@prefix rex: <http://r.e.x/> .

```
rex:Royal { rex:Harald    rex:spouse    rex:Sonja ;  
            rex:child     rex:Haakon_Magnus ,  
            rex:Martha_Louise . }
```

```
rex:Mine { reg:Andreas   reg:spouse    reg:Monika ;  
           reg:child     reg:Jens_Christian . }
```

- *extends Turtle with named graphs wrapped in { ... }*
- *A bit similar to SPARQL, which adds the keyword GRAPH*
GRAPH rex:Royal {
 rex:Harald rex:spouse rex:Sonja .
}



Other RDF serialisations

- RDF/XML (*the original XML serialisation*)
- TriX (*XML-based, experimental, named graphs*)
- N-TRIPLE (*maximally simple format, has “canonical form”*)
- NQ, NQUAD (*extends N-TRIPLE with quads*)
- TURTLE (“Terse RDF Triple Language”)
(*builds on N-TRIPLE, human readable, SPARQL ++*)
- TriG (*TURTLE-extension, named graphs*)
- Notation3, N3 (*builds on TURTLE, supports rules, graphs ++*)
- JSON-LD (*“JavaScript Object Notation – Linked Data”*)
- Embedded formats:
 - microformats, (eRDF →) RDFa, microdata
- In addition, OWL has its own serialisations...
 - RDF/XML and TURTLE are sometimes used



Scraping

- Making less structured data locally available in a well-structured format
- Typically used on internet data:
 - from less to more explicitly structured formats
 - HTML, PDF, DOCX, TXT, tagged file formats
- Storing the result in, e.g., CSV, XML or JSON
- A useful “technical craft”
 - not our focus
 - using scripts, regular expressions
 - many APIs available
 - BeautifulSoup, Selenium
 - *think continuous process – not once-off conversion!*



Semantic lifting

- Making structured data semantic
 - ...important for us
- Often the next step after scraping
 - ...or in parallel with scraping
 - storing the result in, e.g., RDF, RDFS, OWL...
- Tasks:
 1. creating triples (*make everything (s, p, o)-triples*)
 2. creating graphs (*one or several?*)
 3. selecting IRIs (*standard IRIs as identifiers*)
 4. selecting vocabularies (*standard IRIs as predicates*)
 5. selecting types (*standard IRIs as resource types*)
 6. external linking (*owl:sameAs*)



Extraction

- Retrieving RDF triples from (semantically) tagged resources
 - e.g., microformats, (eRDF ->) RDFa, Microdata
 - RDFLib parses RDFa and Microdata
- Replaces scraping + lifting
 - but is much simpler
 - the tags already do much of the job
 - open-source code is often available



Triple stores

- Basic software for persistent triple stores, or
 - database management systems (DBMSs) for RDF graphs
 - general DBMS properties and behaviours
 - a specialised type of *graph databases*
- Examples:
 - *Apache Jena TDB* (simple, file based, RDF-centric)
 - *Eclipse RDF4J (Sesame)* (much used, RDF-centric)
 - *Ontotext GraphDB (OWLIM)* (RDF4J compatible)
 - *Stardog* (RDF4J compatible)
 - *OpenLink Virtuoso* (much used, supports multiple data models, large)
 - *Blazegraph*...

<https://www.w3.org/wiki/LargeTripleStores>



Blazegraph

- Native triple store
 - SPARQL queries and updates, incl. federation
 - a simple web-based interface
 - multi-tenancy through namespaces
- Three modes for namespaces
 - plain triples (RDF), optional inference
 - quads (no inference)
 - reification done right (RDR), optional inference
- Many, many options
- *Built to scale for data and processing*



Blazegraph

- Built around Bigdata, a BTree store
 - single-machine journal (< 50B triples)
 - replicated journal (scale-up queries)
 - federated journal (> 8 machines, scale-out data)
- Dual licensing: GPLv2 and commercial
- Used by Wikidata and others
 - dockers are available with nice GUI



Why different triple stores?

- A few important properties:
 - capacity (a trillion triples (norsk: “billion”, 10^{12}))
 - scaling, performance, security
 - SPARQL version (1.0, 1.1, Update, Federation)
 - functionality: inference, quads, reification...
 - SQL dependency, supports other data models?
 - license, price
 - in memory / on file / over DB
 - local server or cloud-hosted
 - single- / multi-thread and -server
 - reasoning, APIs
 - built-in SPARQL or other endpoints?



Visualisation

- APIs:
 - general GUI APIs
 - graph drawing/editing APIs
- Cloud based:
 - graph and general visualisers
 - e.g., embedded in web pages
 - often SPARQL-based
 - a SPARQL query extracts the dataset
 - the SELECTed variables are used to draw
 - graphs, bar charts, pie charts...
 - e.g., *<http://mgskjaeveland.github.io/sgvizler/>*



Endpoints

- Providing access to semantic resources over the net using standard protocols
 - typically HTTP, SPARQL, RDF, XML, JSON
 - based on
 - pure RDF resources, or
 - “wrapped” resources, e.g., relational databases
- May provide web interfaces for interactive use, e.g.,
 - the web-interface to *Blazegraph*
 - *SNORQL* (<http://dbpedia.org/snorql/>)
 - *Wikidata Query Service*
 - new and very nice
 - built on top of Blazegraph



Wrappers

- Wrapping existing structured data resources to present them as semantic resources
 - often relational data
 - but also, e.g., spreadsheets, XML, JSON
 - on-demand (live) semantic lifting
 - attributes/columns are mapped to predicates
 - read-only or read+update?
 - handwritten or wrapper software
 - e.g., D2RQ (<http://d2rq.org>)
 - wrapped resources can be used locally
 - or made accessible through an endpoint



Three-level architecture

- Raw data sets:
 - available in a standard format
 - perhaps virtually
 - SPARQL end points, RDF files
- Abstract data representation (RDF):
 - graph of nodes and arrows
- Queries:
 - standard query languages
 - based on the abstract data representation
- *Enabled by the semantic technologies*



Sgvizler

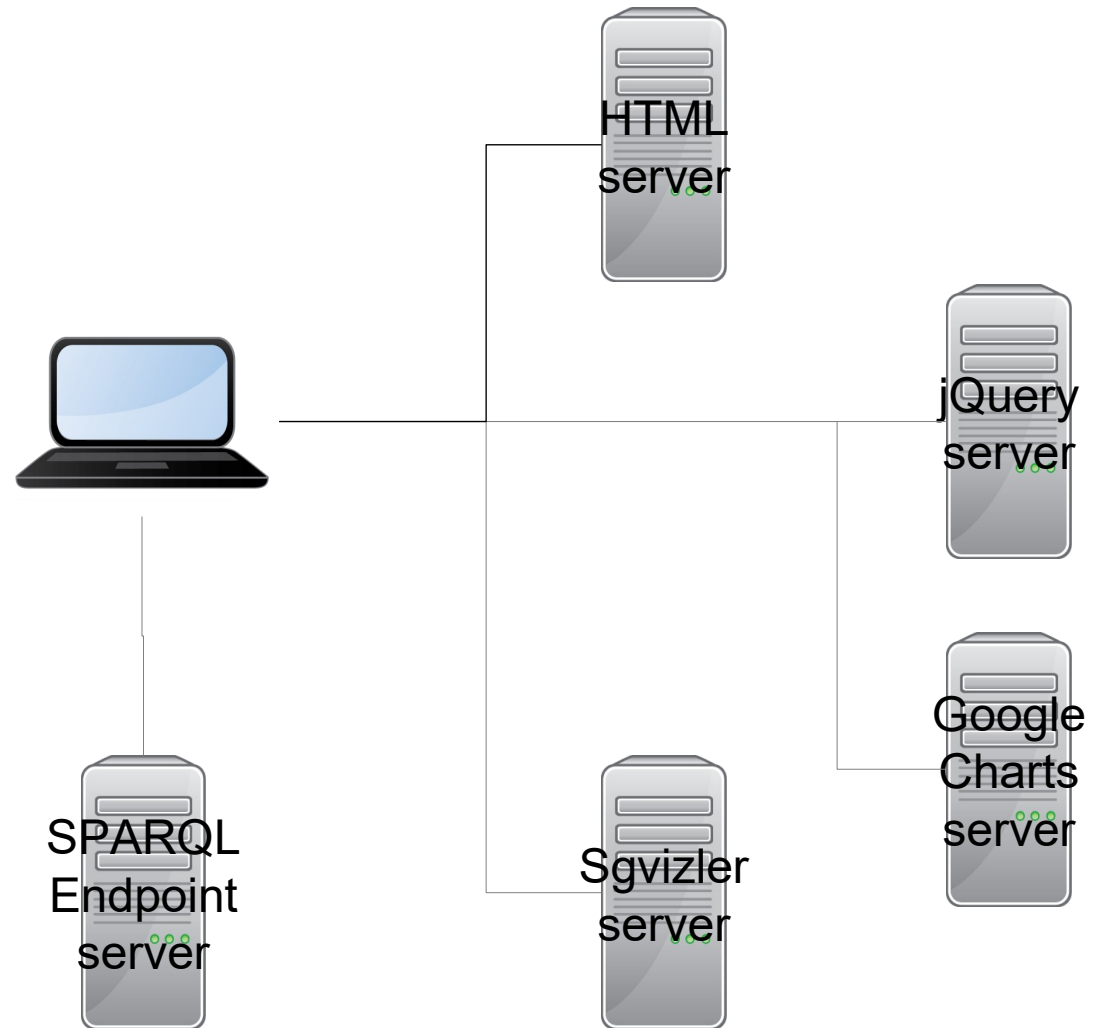


Sgvizler

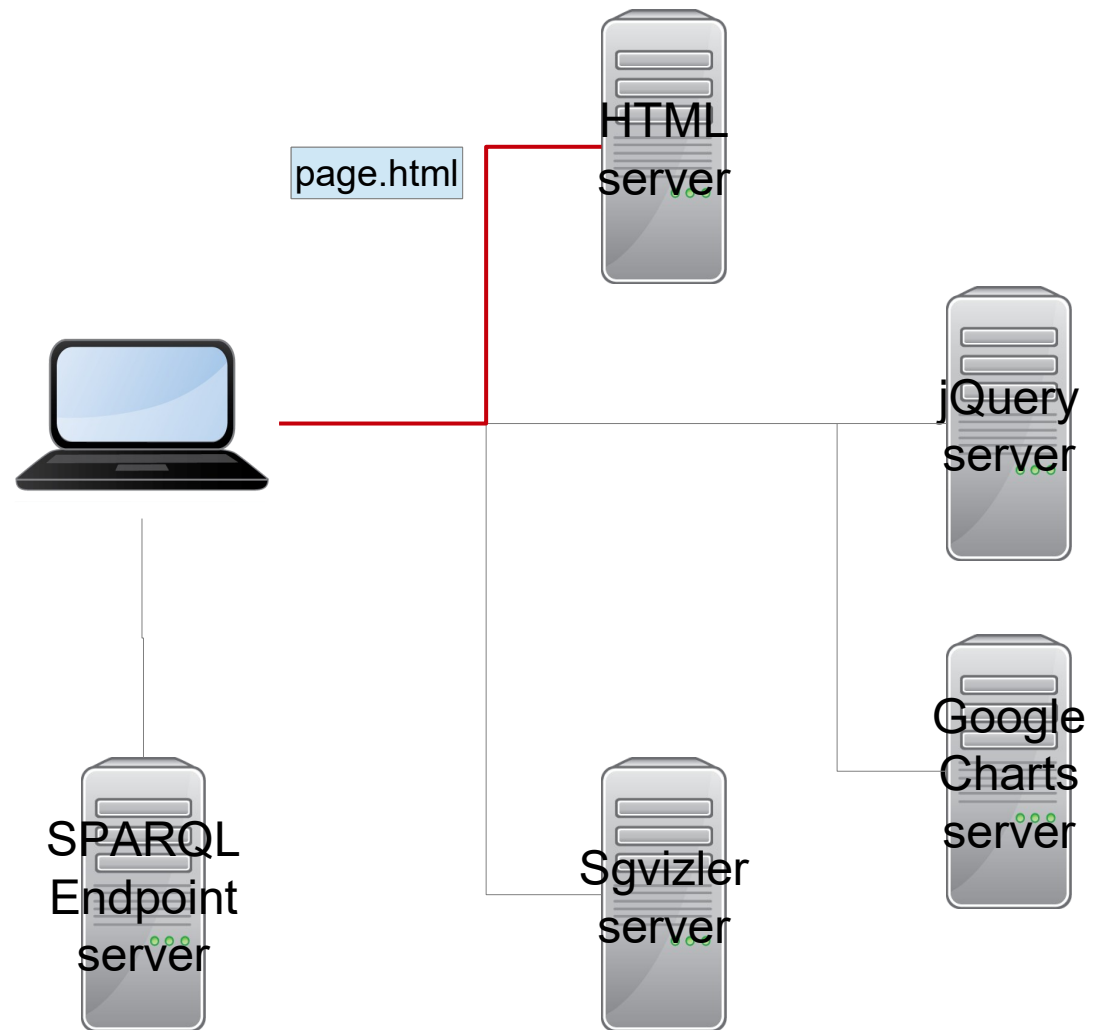
- An **open-source JavaScript library**
 - for embedding in web pages
 - submits SELECT queries to **SPARQL endpoints**
 - transforms the (JSON or XML) results into **data tables**
 - **visualises the data tables as charts** or in other ways
 - the charts appear as part of the web pages
- **SPARQL SELECT queries** can be:
 - hard-coded into the HTML web page
 - input by the user through HTML forms (fully or partially)
 - invoked from JavaScripts in the page (Sgvizler's API)
- Based on
 - Google Charts/Visualisation API (or other similar, e.g., D3.js)
 - jQuery – JavaScript utility library



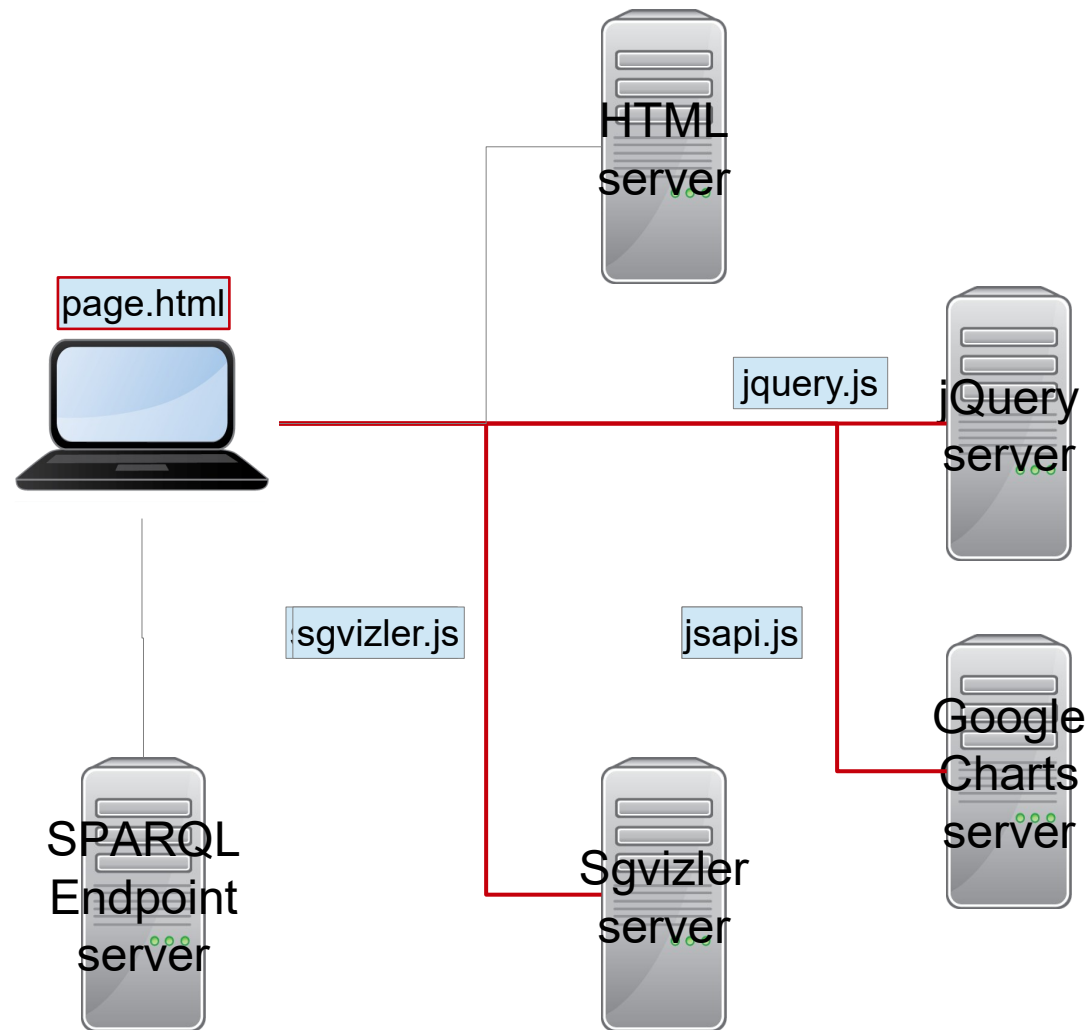
Sgvizler architecture



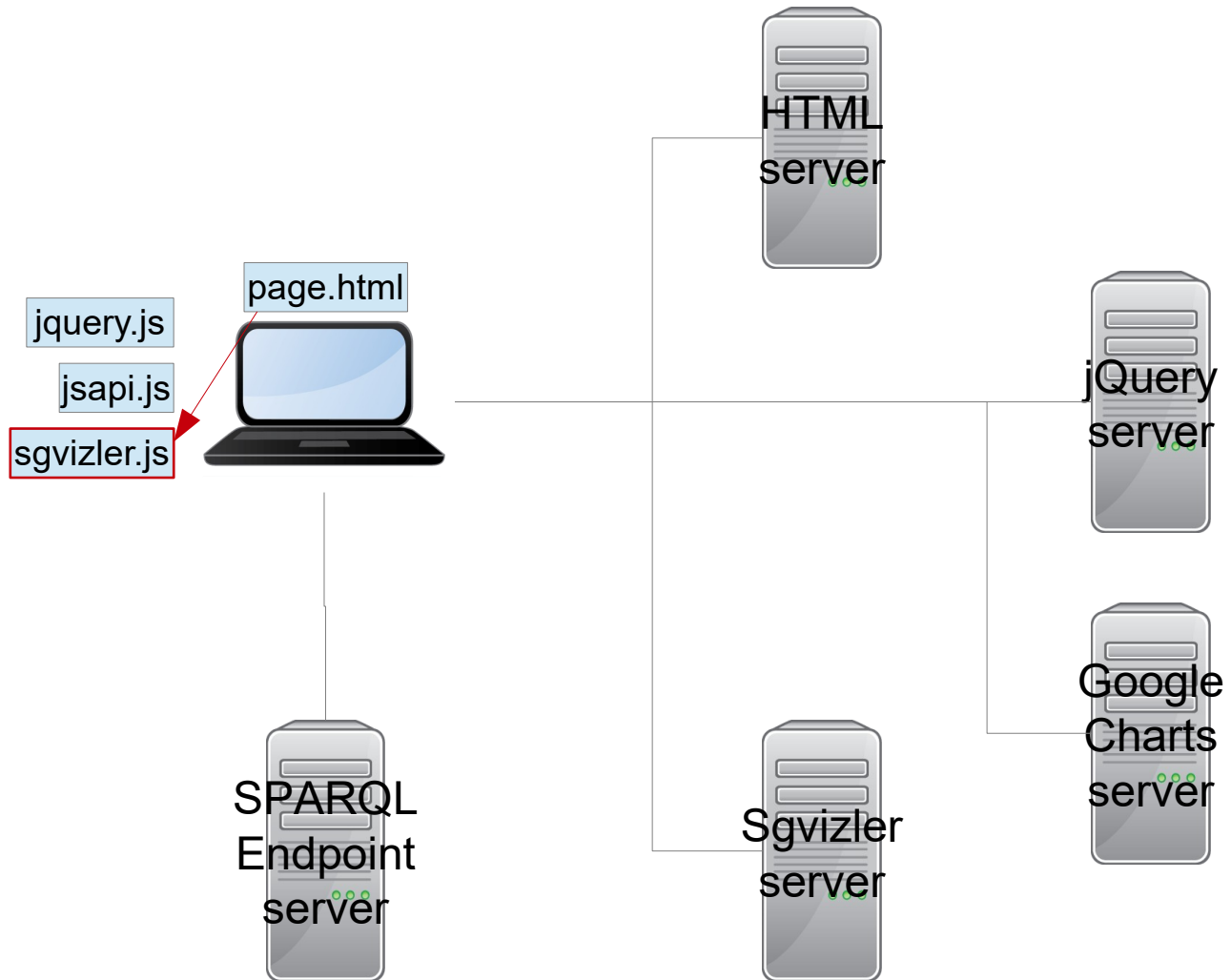
Sgvizler architecture



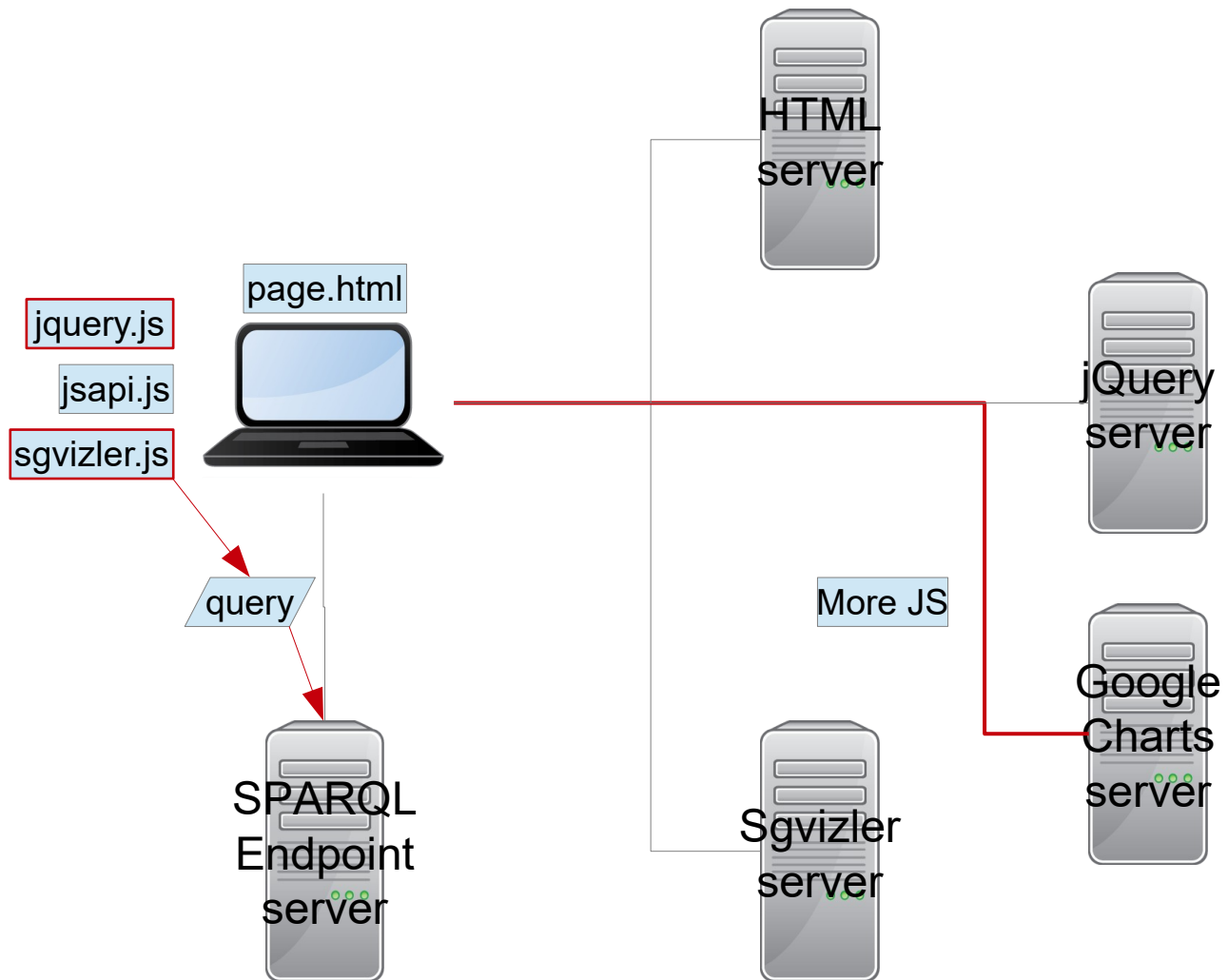
Sgvizler architecture



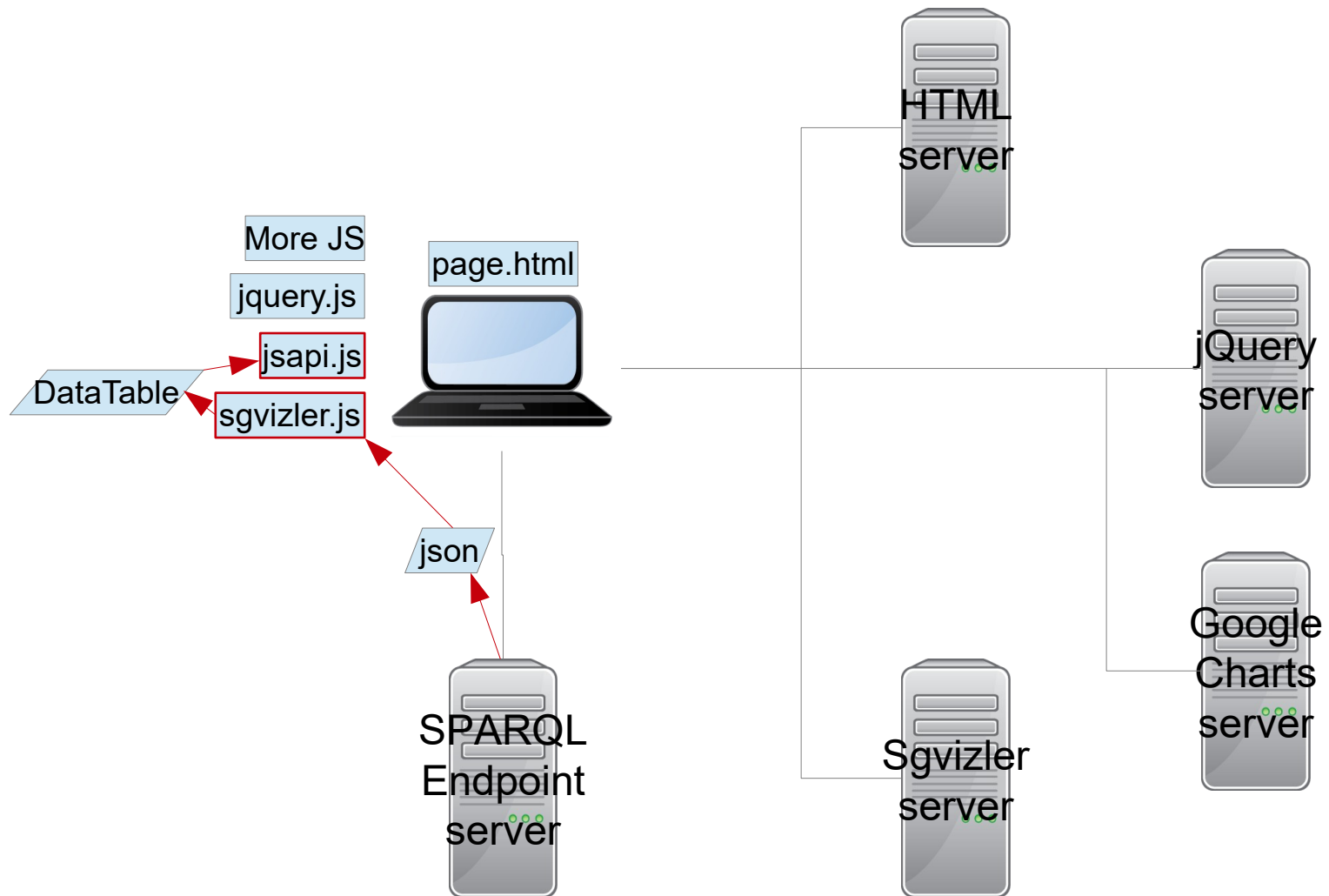
Sgvizler architecture



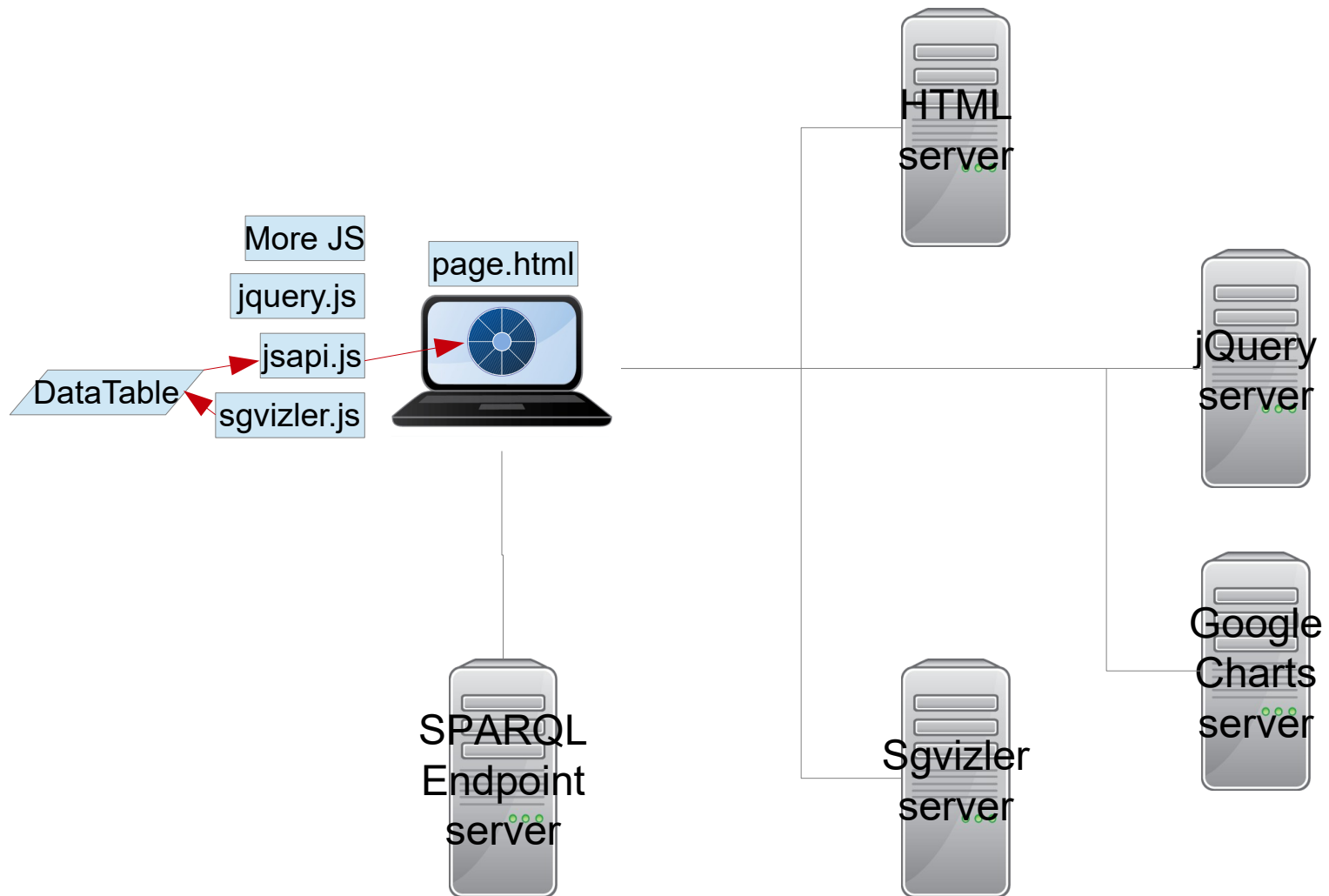
Sgvizler architecture



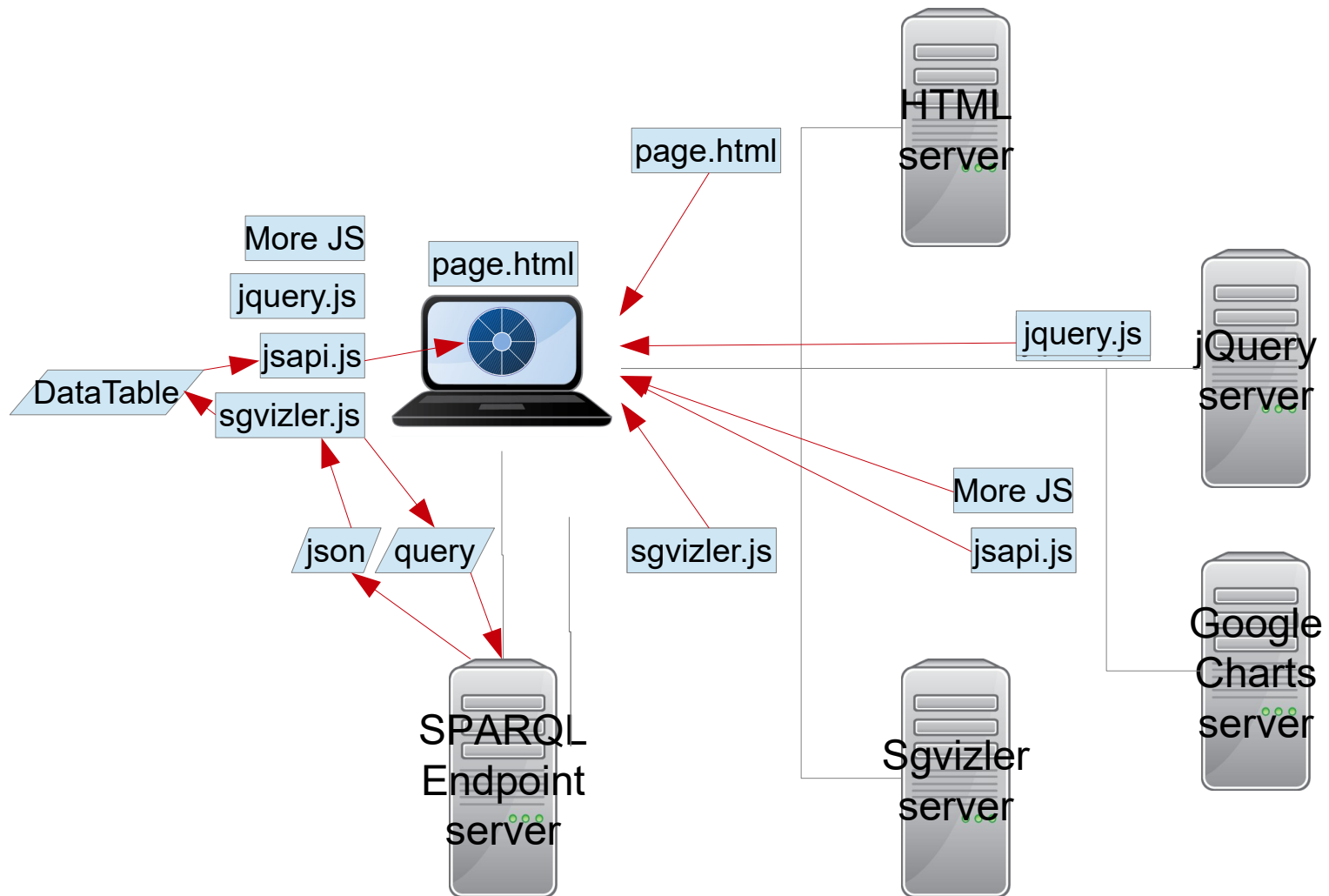
Sgvizler architecture



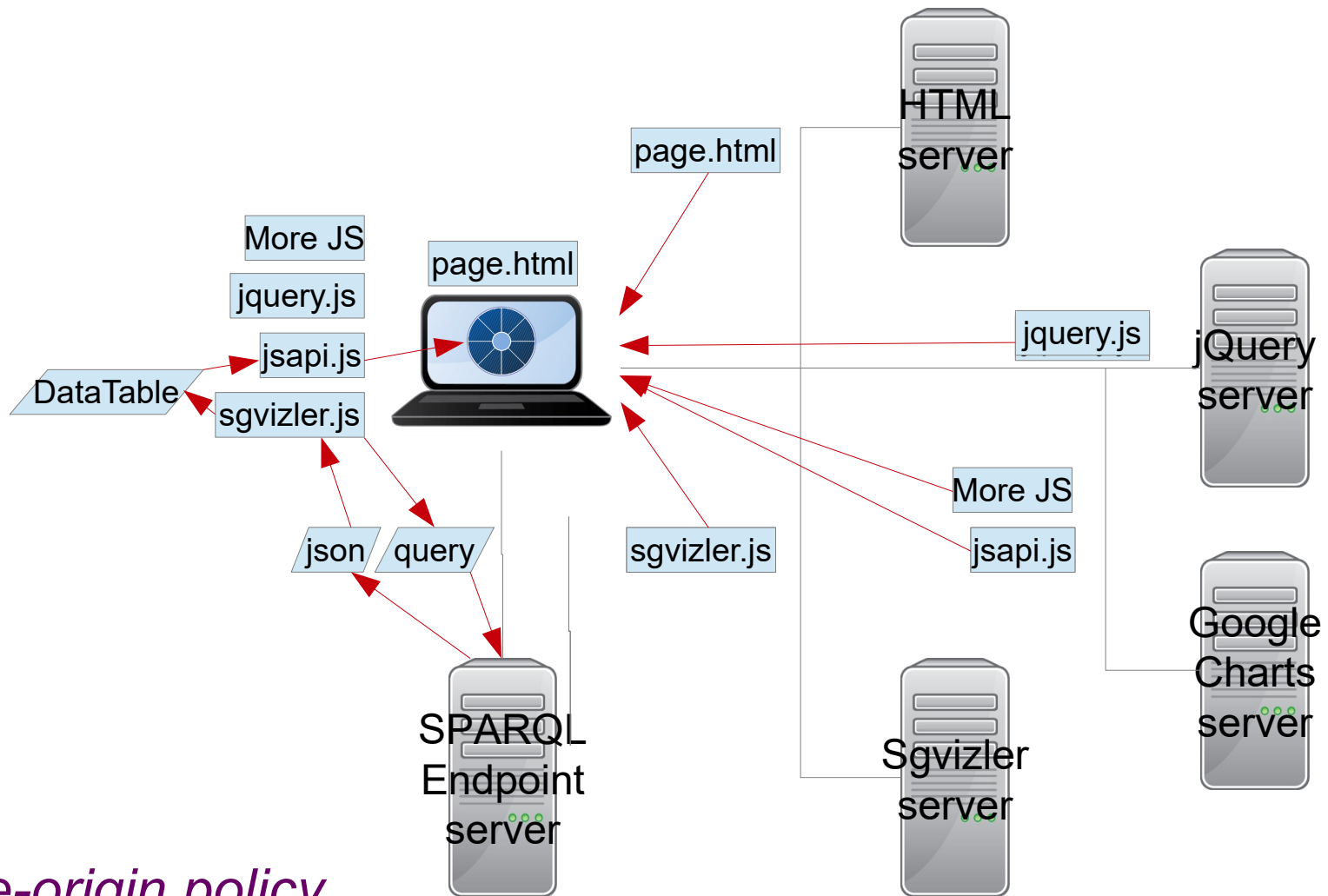
Sgvizler architecture



Sgvizler architecture



Sgvizler architecture



*Same-origin policy
may cause problems!*



Sgvizler markup

```
<html>
  <head>
    <script type="text/javascript"
      src="http://cdnjs.cloudflare.com/ajax/libs/jquery/1.9.0/jquery.js"></script>
    <script type="text/javascript"
      src="https://www.google.com/jsapi"></script>
    <script type="text/javascript"
      src="http://mgskjaeveland.github.io/sgvizler/v/0.6/sgvizler.js"></script>
    <script>
      $(document).ready(
        function () { sgvizler.containerDrawAll();    }
      );
    </script>
  </head>
  <body>
    ...
  </body>
</html>
```



Sgvizler markup

```
<html>
  <head> ... </head>
  <body>
    ...

    <div id="example"
      data-sgvizler-endpoint="http://sws.ifi.uio.no/sparql/npd"
      data-sgvizler-query="
        SELECT ?class (count(?instance) AS ?noOfInstances)
        WHERE{ ?instance a ?class }
        GROUP BY ?class
        ORDER BY ?class"
      data-sgvizler-chart="google.visualization.PieChart"
      style="width:800px; height:400px;"></div>

    ...
  </body>
</html>
```



Same-origin policy

- Part of the web application security model, in our case:
- *when a web resource (page) contains a script, the script can access a second web resource, but only if the two resources have the same origin, i.e., only if they have the same:*
 - *IRI scheme, hostname, and port number*
- But <http://mgskjaeveland.github.io/sgvizler/v/0.6/sgvizler.js> received JSON from <http://sws.ifi.uio.no/sparql/npd> – how come?
 - Cross-Origin Resource Sharing (CORS)
 - used JSONP (JSON with Padding)
 - co-locate your SPARQL endpoint with a copy of `sgvizler.js`
 - use federated queries for external data
- ...we will just use localhost (127.0.0.1) in the lab



Sgvizler through HTML forms

```
<html>
  <head>
    ... load jQuery, jsapi, and Sgvizler here ...
    <script>
      sgvizler
        .prefix("ex", "http://example.org#")
        .defaultEndpointURL("http://dbpedia.org/sparql")
        .defaultQuery("SELECT * { ?a ?b ?c ?d ?e } LIMIT 7")
        .defaultChartFunction("sgvizler.visualization.Table")
        .defaultChartWidth(500).defaultChartHeight(500);
    </script>
  </head>
  <body>
    <div id="myForm"></div>
    <script type="text/javascript">
      $(document).ready(function() { sgvizler.formDraw("myForm"); });
    </script>
  </body>
</html>
```



[http://mgskjaeveland.github.io/
sgvizler/example/usage-query-form.html](http://mgskjaeveland.github.io/sgvizler/example/usage-query-form.html)



Sgvizler's API

```
<script>
var Q = new sgvizler.Query();           // Create a Query instance.

// Values may also be set in the sgvizler object - but will be overwritten here.
Q.query("SELECT * {?s ?p ?o} LIMIT 10")
  .endpointURL("http://dbpedia.org/sparql")
  .endpointOutputFormat("json")        // Either 'xml', 'json', 'jsonp'.
  .chartFunction("google.visualization.Table") // Function to draw the chart.
  .draw("myElementID");                // Draw chart in HTML element.
</script>

<div id="myElementID"></div>
```



Google's Chart Tools

<https://google-developers.appspot.com/chart/interactive/docs/>

